



FJD RM21 ROBOTIC MOWER

Mowing Redefined for Precision and Sustainability

FJD RM21

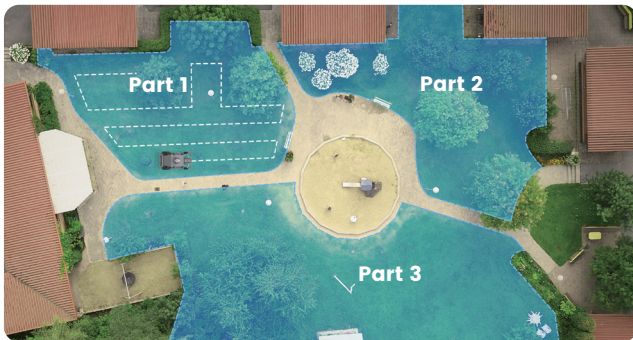
The FJD RM21 Fully Autonomous Lawn Mower is the perfect solution for professional lawn care providers who demand efficiency and reliability. Designed for multiple scenarios, including sports fields and orchards, the RM Series features an intelligent control system, pure electric drive, and a large-capacity battery to maximize mowing efficiency, save time, effort, and cost. The pure electric design eliminates oil leaks and grass damage.

TECH-DRIVEN LAWN CARE REIMAGINED



ACCURATE AND EFFICIENT MOWING

With centimeter-level positioning accuracy, our mowers can precisely cut grass, reducing the need for overlap or missed areas. This results in faster and more efficient mowing.




ONE-CLICK MULTI-FIELD MANAGEMENT

Our mowers can be used to mow multiple fields in a single task. This saves time and effort, making it easier to manage your property.



SMART ROUTE PLANNING

Our mowers use built-in obstacle avoidance to automatically plan mowing routes. This helps to prevent collisions and damage, making mowing safer and easier.



AUTOMATIC MOWING ON COMPLEX TERRAIN


Our mowers use LiDAR tech to create a 3D cloud point map of the terrain. This allows them to safely mow in complex areas, such as under trees or around obstacles.

PROTECTION MEETS INNOVATION




360° REAL-TIME OBSTACLE DETECTION

Uses LiDAR to detect surrounding obstacles without blind spots, with three distance modes to choose from, ensuring safety.



COMPREHENSIVE PROTECTION

Our mower safeguards itself with collision bumpers and rain monitoring. We've got every angle covered for a safe and flawless operation.



MAKE MOWING EASIER AND SMARTER

Our lawn mower app makes mowing easier and smarter by giving you the power to control your mower anytime, anywhere.

RELIABLE PERFORMANCE



NO MORE BATTERY ANXIETY

Automatically returns to the charging station for charging when the battery is low, without manual intervention, significantly improving work efficiency.



NO MORE WORRY ABOUT CLIMBING HILLS

Climbing ability up to 20°, can handle more complex and changeable terrain.

APPLICATION SCENARIO



Park Lawn



Sports Field



Farm Lawn



Orchards



Golf Rough Area



Landscape Lawn

SPECIFICATION

Weight (with 2 batteries)	375lb / 170 kg	Ground Speed	0~3.7mph / 0~6 km/h
Dimensions	L52" * W34" * H40" L1330 * W857 * H1012 mm	Max Operation Area per Three Days	22 Acres / 90000 m ² *
Number of Blades	1	Max Operation Area per Charge	3.2 Acres / 13000m ² *
Cutting Height	0.8~5" / 20~127 mm	Average Working Time	5 h
Cutting Width	25" / 63 cm	Maximum Gradeability	≤20°
Battery Capacity	4 kWh	Charging Time	5 h
Battery Voltage	48 VDC	Waterproof	IPX4

*Working area capacity is variable due to grass type, soil, cutting height and slope.

Free Quote:sales.global@fjdynamics.com
Address:15 SCOTTS ROAD #03-12, Singapore



CREATE FOR A BETTER WORLD

Copyright © FJDynamics. All rights reserved.