



# FJD FV2000

Robotic Mower

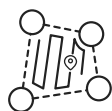


PRECISE MOWING, PERFECT LAWNS.

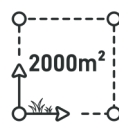
Redefine lawn care at home with the FJD FV2000 robotic mower. Powered by advanced RTK and vision technology, it delivers precise mowing without perimeter wiring. With a recommended mowing area of 2,000 m<sup>2</sup>, the FV2000 keeps your garden perfectly maintained, giving your family more time to relax, play, and enjoy your outdoor life together.



10-Min Setup



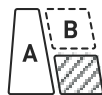
No Perimeter Wire



Recommended Mowing Area 2,000m<sup>2</sup>



Smart Path Planning



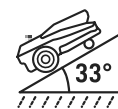
Multi-Zone Management



Drop & Run



Object Detection Avoidance




Max Slope up to 33° (65%)

# EASY START, STEADY PERFORMANCE


## Ready to Go in 10 Minutes

Skip the wires and complex setup. Just place the charging station, open the FJD Landscaping® App, and the FV2000 can be set into motion in minutes.

FJD FV2000  
Robotic Mower



Traditional Robotic Mower



### Network RTK Mode

Remove the need for an RTK reference station. You can connect your mower using an NTRIP (Networked Transport of RTCM via Internet Protocol) account over the internet. For the best possible performance, FJD Trion™ N10 CORS\* is recommended.

\*The N10 CORS is a reliable centimeter-level GNSS system delivering RTK signals for V4E and mowers, enabling precise mapping and autonomous mowing to drive smart.

## RTK AND VISION ALGORITHMS: PRECISE MOWING COMBO

### Real-Time Object Detection & Avoidance

Put safety in priority – powered by an advanced vision system that detects people, pets, and obstacles in real time and instantly changes the driving path to avoid them.



### Accurate Boundary Recognition

Recognize the grassland and create optimal boundaries accurately for every section of your lawn to achieve remarkable edge trimming.



### Smart Path Planning


Adopt advanced algorithms to intelligently plan the efficient route, covering your entire lawn for perfect cutting.



# NEXT-LEVEL MOWING CAPACITY

## Drop & Run:

Define work zones anywhere without the constraint of setting up a charging station. For separated lawns, you just drop the mower where it needs to go, and it will start mowing immediately.




## Complicated Terrain Mastery

Handle all types of tricky terrain easily. With a maximum climbing ability of 33° (65%), it ensures every part of your lawn is cut perfectly, regardless of your garden's design or slope.



## Multiple Sensors, Reduced Risks

Eliminate potential mowing risks with a range of intelligent sensors, keeping everything safe and efficient while it works. This gives you a completely worry-free experience.



## Waterproof & Dustproof Design

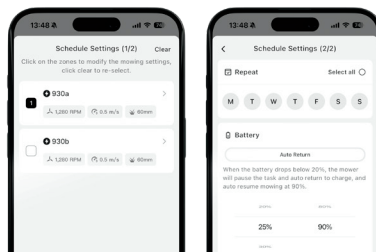
Boast a waterproof and dustproof design for easy maintenance. With an IPX5 rating, you can trust it to withstand water exposure and be cleaned quickly by flushing.



# SMART APP CONTROL: EASY TASK MANAGEMENT


## Customize Mowing Tasks

Customize your mowing tasks by setting configurations, including cutting height, blade speed, travel speed, and path planning.



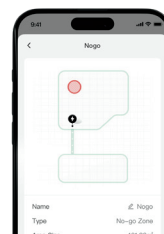
## Auto/Manual Mode Switch

Switch flexibly between automatic and manual mowing modes, giving you the ultimate control and convenience to handle any spot on your lawn.



## Mowing Zone Management

Manage your lawn easily by setting up work zones and no-go zones. There are no limits to how you divide your lawn, giving you total flexibility.



## Specifications



### Mowing Capacity

Recommended mowing area	2000 m <sup>2</sup> (0.5 acres)*
Max climbing ability	33° (65%)
Suggested mowing slope	25° (47%)
Boundary type	Virtual wire
Mowing pattern	Customizable in the FJD Landscaping® app

### Complete Unit

Weight	13.2 kg ( 29 lb )
Dimensions	634×444×285 mm / 24.9×17.5×11.2 in
Software update	OTA
Connectivity	4G, Wireless Connectivity
IP rating	Mower: IPX5 Charging station: IP65

### Cutting System

Cutting height	20–60 mm / 0.8–2.4 in.
Cutting width	260 mm / 10.2 in.

### Battery & Charging

Battery capacity	95 Wh
Battery performance	120 min
Charging time	60 min

### Factory Configuration



Complete mower



Charging station



Adapter



### Accessories List



Cutting blades



Plastic pegs



Screws



Wheel spikes

\*The maximum mowing size is about 2,000m<sup>2</sup> (0.5 acres) per day. This depends on various factors, such as the area layout, grass conditions, terrain, weather, battery health, and other working conditions.

\*○ Optional / ● Standard / - Unavailable

# ROBOT HANDLES THE GRASS. ENJOY YOUR YARD!

Free Quote: [fjdmower@fjdynamics.com](mailto:fjdmower@fjdynamics.com)

Address: 15 SCOTTS ROAD #03-12, Singapore



[FJDynamics.com](https://www.fjdynamics.com) 



**CREATE FOR A BETTER WORLD**

Copyright © FJDynamics. All rights reserved.